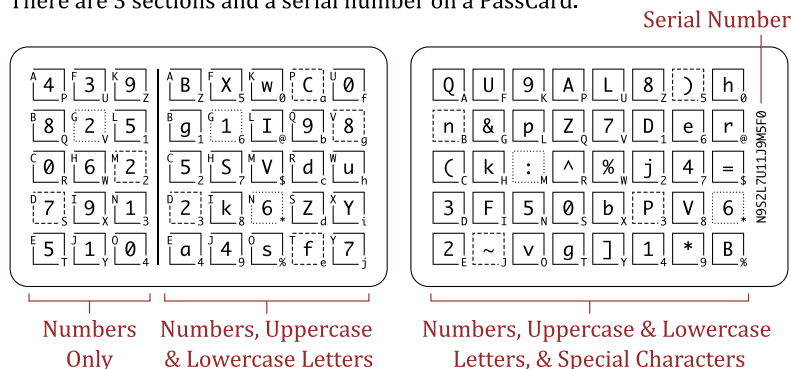


Introduction

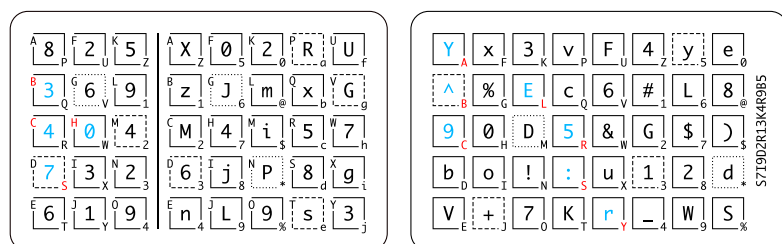
There are 3 sections and a serial number on a PassCard.



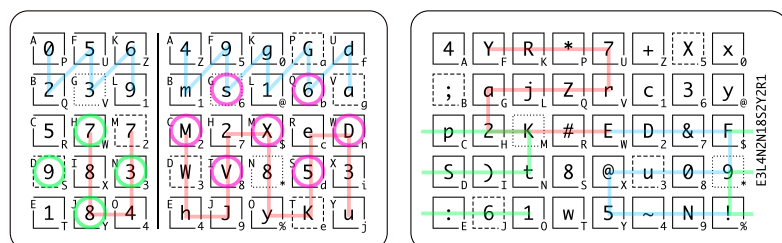
How to Use

There are unlimited ways to generate passwords with a PassCard. Here are some suggestions for you.

Substitutions

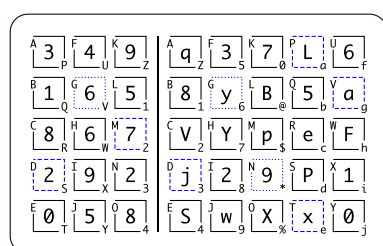


Patterns



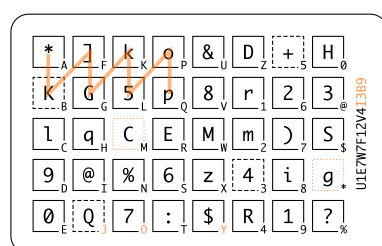
Different patterns can be used on one single card. Alternatively, the same pattern can be applied at multiple locations, with the help of different subscript and/or superscript characters.

Signature Characters



E.g. XXX267 y9XXX jLxaXXXy9

Combining All and Add More



E.g. *K]Gk5opQ7\$CgI3B9XXX

There are endless possibilities. Please be creative.

Please note that some commonly confused characters are presented distinctively on PassCard as follows:

0: figure zero 1: figure one
O: uppercase O I: uppercase i

Product Record Card

Every PassCard comes with a free product record card. You are recommended to write down the serial number of your PassCard onto this record card and keep it at a safe place.

My **PassCard** Serial Number:

C9J0D3E19K6I2Y9

0: figure zero 1: figure one
O: uppercase O I: uppercase i

Notes:

If you lose your PassCard, you may use this serial number to obtain the backup graphics of your card and order a replacement card at www.minuteobjects.com/passcard (or scan the QR code on the right side).



The above web address and QR code are also printed at the back of the product record card.

Lost your PassCard and need the backup graphics now?

Need to download the digital user guide?

Need a replacement card?

Please visit:

www.minuteobjects.com/passcard

or scan this QR code:

If you have any question, please feel free to contact us at:

contact@minuteobjects.com

You may also write down some notes on the product record card to remind yourselves about your own ways to get your passwords from your PassCard. For example,

Notes: 1st 3 characters of the serial no. + website name + 1st column

Notes: 2nd row + 3rd column + company name + (sub: K, A, T)

Notes: Draw a 4 x 4 rectangle (CW) + my 1st cat's name (sub.)

Notes: last column + 4th row + all chars in dashed frames (from top)

For any further information, please visit www.minuteobjects.com/passcard or scan the QR code on the right side.

